

Utilities Non Electric

Business

Marketcap

1.5 Lakh Cr

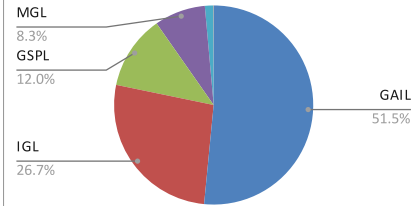
Sales

85000 Cr

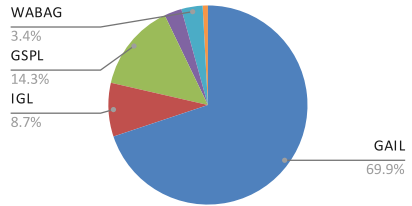
Profit

10000 Cr

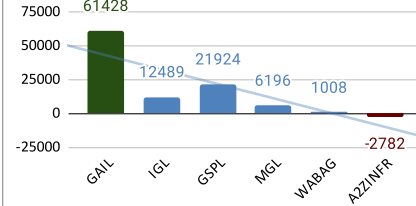
Market Capital



Sales



Profit



Leader

Gail

Quality

Profit Margin

16%

DebtPayingCapacity

46

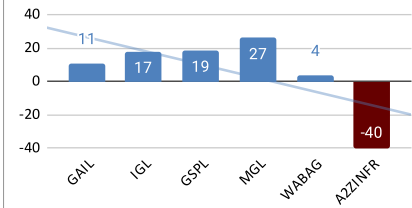
DebtPayingCapacity

10%

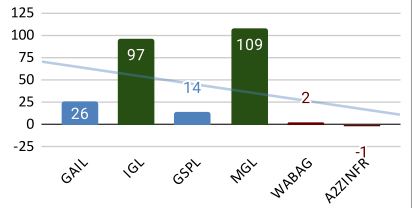
ROE%

25%

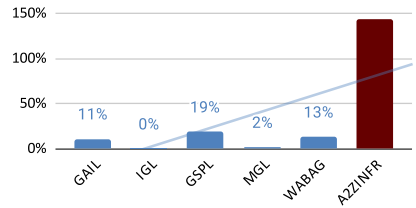
Profit Margin



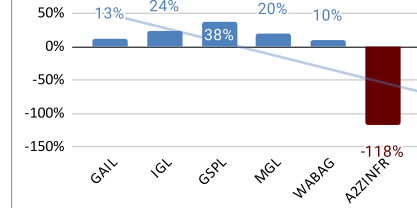
Debt Paying Capacity



Debt2Equity



ROE



Quality

MGL

IGL

Growth

10 Year Sales

17%

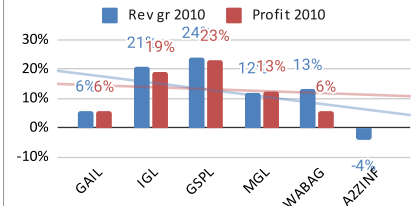
10 Year Profit

16%

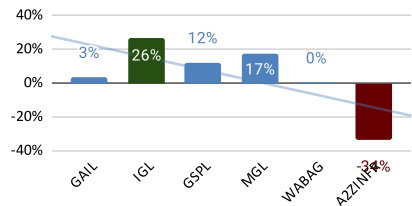
Current Year

Sales: -19% | Profit -19%

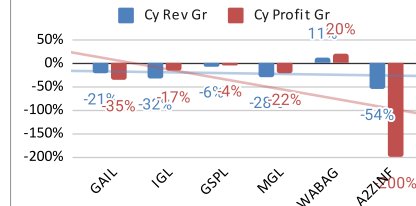
10 Year CAGR Sales & Profit



Price 10 Year CAGR



Current Year Sales & Profit



Growth & Price IGL MGL GSPL
Current Trend Covid Affected